



■ ■ ■ 4400 Line

The PU Pro models are eminently suited to heavy duty in various environments such as laboratories and industrial workplaces. The ample seat, the convenient footplate and the soft polyurethane upholstery ensure comfortable sitting. The seat and backrest are easy to clean and resist most chemical substances. And last but not least: the chairs are very comfortable, so you can go home relaxed after a hard day's work. All PU Pro models can be fitted with a sliding system to increase seat depth by up to 7 cm. Now that's comfort! All PU Pro models are also available in an ESD version.

PU Pro Line



4400 PU Pro

- Height adjustment 44-57 cm
- Worksurfaceheight 70-80



4401 PU Pro

- Height adjustment 52-71 cm
- Worksurfaceheight 80-90 cm
- Adjustable footring ø 50 cm



4402 PU Pro

- Height adjustment 58-83 cm
- Worksurfaceheight 90-100 cm
- Adjustable footring ø 50 cm



4408 PU Pro

- Height adjustment 58-83 cm
- Worksurfaceheight 90-100 cm
- Adjustable footboard that moves with the height of the seat


Standard model and adjustments



Aluminium base ø 70 cm



Back angle adjustment




Soft castors (except 4408)



Trumpetglides (4408)



Aluminium base black ø 70 cm



Hard castors (except 4408)



Trumpet glides

Options without surcharge

Options with surcharge



Seat and back angle adjustment




Synchro mechanism



Armrest 5



Seat slider



Soft castors brake loaded (except 4408)